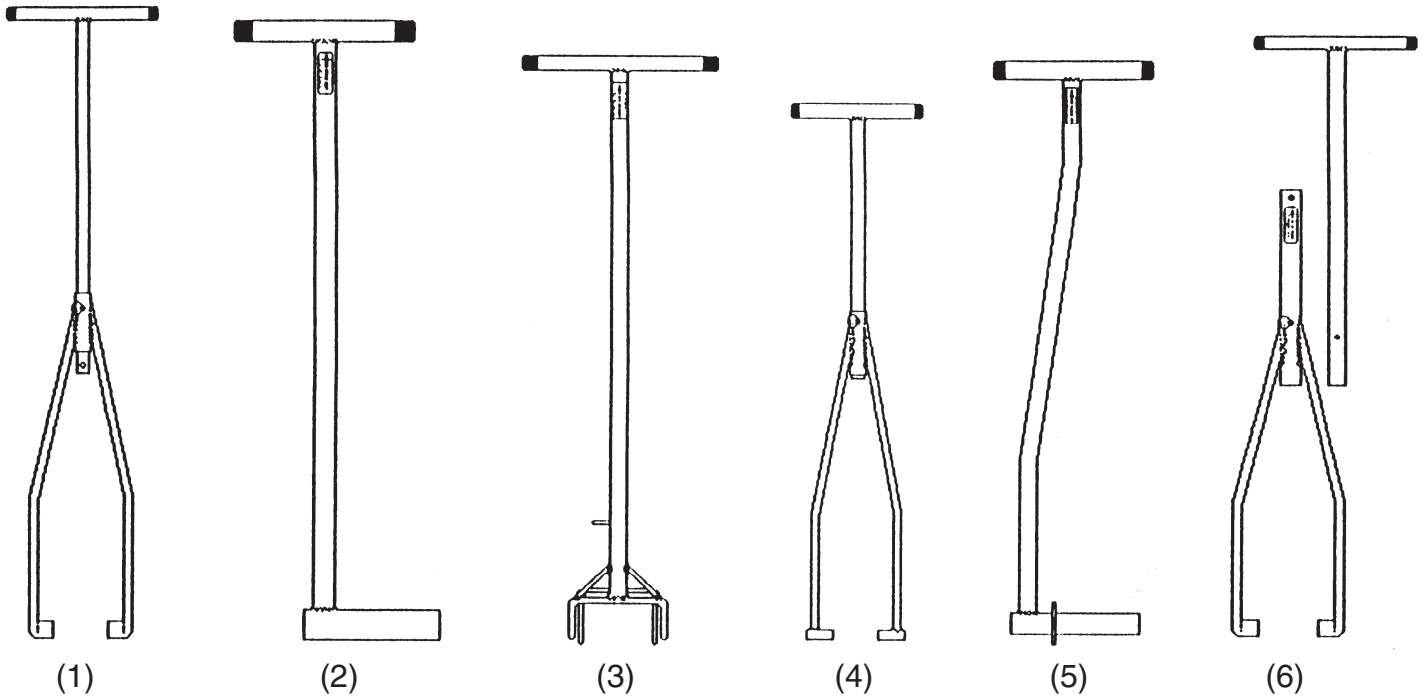
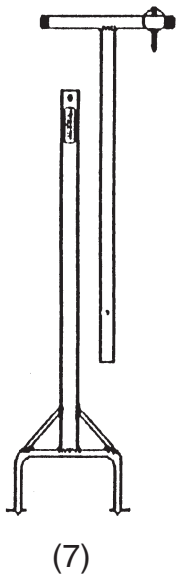




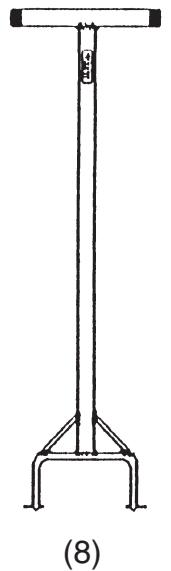
STANDARD TOW BARS



These personal use Tow Bars are designed to be compact and durable, yet lightweight. Superior construction, quick release pull-pins, and attractive black caps on all tube ends, have made these economical Tow Bars the true "Standard".



MODEL	PART NUMBER	PICTURE NUMBER
CESSNA	10-001	(1)
MOONEY	10-002	(2)
CHEROKEE	10-003	(3)
BEEHCRAFT	10-004	(4)
ARROW	10-005	(5)
TWIN CESSNA	10-006	(6)
TWIN PIPER	10-007	(7)
COMANCHE	10-008	(8)
DUTCHESS/PIPER	10-010	(10)
BEECH AXLE	10-013	(13)



© 2005 Trimcraft Aviation



STANDARD TOW BAR DESCRIPTIONS

10-001 CESSNA

This popular Tow Bar is a two piece telescoping type. Tow bar is held in place by the spring action of the lower forks. Overall length 42.5. Collapsed length 24. Weight 2.6 lbs.

10-002 MOONEY

This is the simple one piece T handle design. Overall length 33.5. Weight 2.5 lbs.

10-003 CHEROKEE

A very compact one piece Tow bar for Piper aircraft. Locks in place once installed. Compare our superior locking mechanism to other designs! Overall length 31. Weight 2.2 lbs.

10-004 BEECHCRAFT

The 10-004 is designed very similar to the Cessna fork type which allows for an extremely compact Tow bar. Far superior to the weak and awkward one piece design offered by competitors. If you are looking for the strongest most compact Tow bar for your Beechcraft this is it! Overall length 38. Collapsed length 21.5. Weight 2.5 lbs.

10-005 ARROW

A one piece offset T handle offering total simplicity and reliability. Overall length 33. Weight 2.5 lbs.

10-006 TWIN CESSNA

Basically a 10-001 built to larger proportions. Provides additional nose clearance and leverage. Overall length 55. Collapsed length 34. Weight 3.5 lbs.

10-007 TWIN PIPER

The Twin Piper is a two piece telescoping Tow bar with twin towing hooks. A hole drilled at the end of each hook allow for a spring pin to be installed once the Tow bar is attached to the aircraft. This prevents accidental slipping of the Tow bar while pushing and pulling. Overall length 49. Collapsed length 30. Weight 3.7 lbs.

10-008 COMANCHE

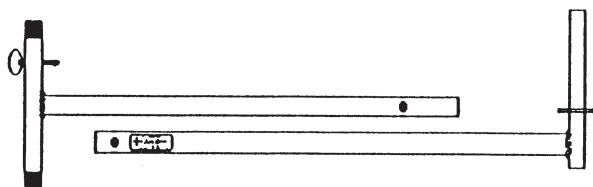
The Comanche Tow bar is a one piece equivalent of the 10-007. Overall length 33. Weight 2.3 lbs.

10-010 DUTCHESS/PIPER

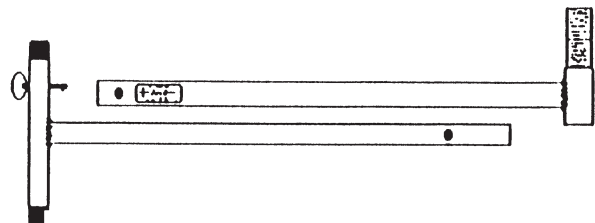
A two piece telescoping Tow bar designed to fit the nose axle of the Beech Dutchess. Also provides additional nose clearance on many Pipers. Overall length 48. Collapsed length 28. Weight 3.5 lbs.

10-013 BEECH AXLE

This two piece axle Tow bar has the same application as the 10-004. Designed for those who place a higher priority on pulling leverage that portability. Overall length 48. Collapsed length 27. Weight 3.7 lbs.



(10)

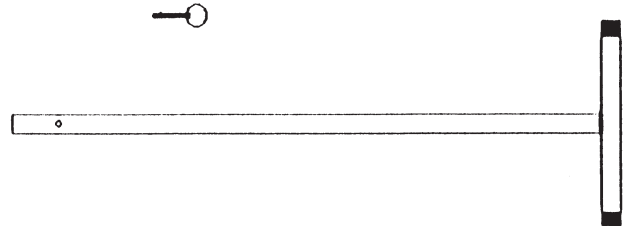
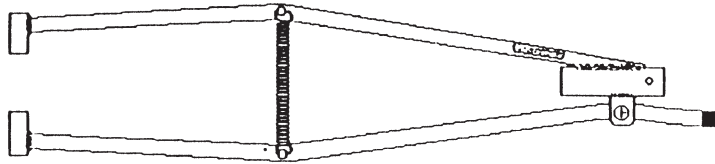


(13)

© 2005 Trimcraft Aviation



DELUXE TOW BARS



10-009 DELUXE CESSNA

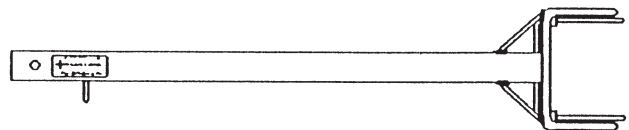
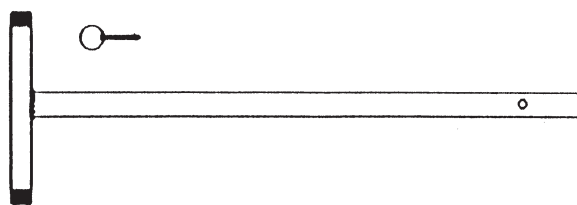
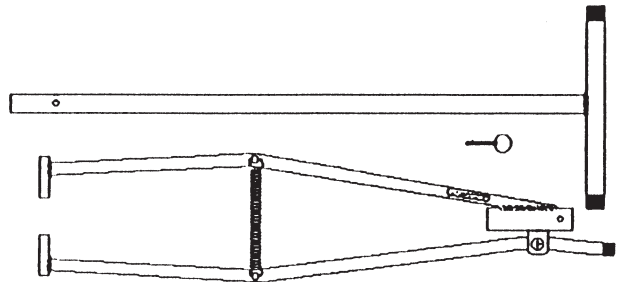
The Cessna Tow Bar is by far the most popular type. This Tow Bar is designed for those who demand the ultimate in convenience and durability. Spring loaded forks allow easy one handed engagement without getting on hands and knees. The 10-009, like all our deluxe Tow Bars, is constructed of heavy-gauge tubing for years of service.

LENGTH	COLLAPSED LENGTH	WEIGHT
48"	28"	3.8 lbs

10-021 DELUXE BEECHCRAFT

A spring loaded design that fits the 1/4" tow pins on most Beechcraft. Pictured at right, this deluxe Tow Bar combines the best of function and portability. Far superior to any other hand-held Beech Tow Bar!

LENGTH	COLLAPSED LENGTH	WEIGHT
47"	28"	3.8 lbs



10-011 DELUXE PIPER

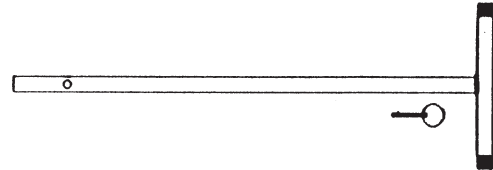
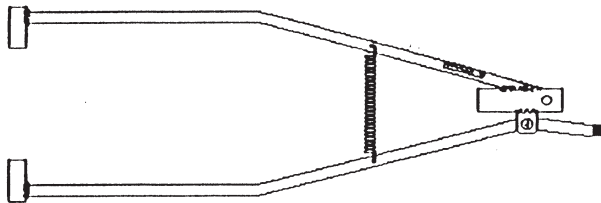
This Tow Bar offers all the features of our standard model, plus the convenience of a two piece design. When extended, this model provides additional propeller clearance and leverage. When collapsed, it becomes the most portable Piper Tow Bar ever!

LENGTH	COLLAPSED LENGTH	WEIGHT
42"	24"	3.5 lbs

© 2005 Trimcraft Aviation




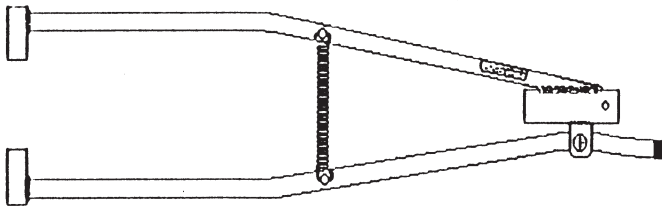
DELUXE TOW BARS



10-014 CHEETAH/TIGER

This two piece, spring loaded design is simply the finest Grumman tow bar available. If your tired of wrestling a competitors design out of your baggage area, this is the Tow Bar for you. Selected as original equipment for the American General Tiger.

LENGTH	COLLAPSED LENGTH	WEIGHT
43"	26"	3.1 lbs



10-015 ERCOUPE


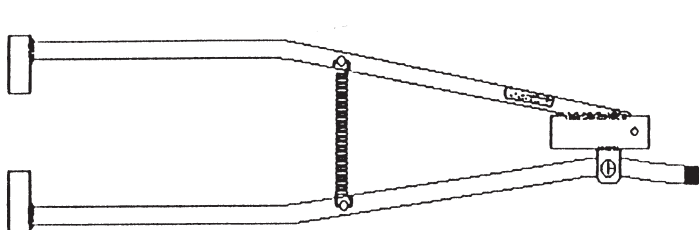
A portable, spring loaded Tow Bar designed specifically for the Ercoupe with twin fork nose gear. MIG welded in close-tolerance jigs for perfect alignment to aircraft tow fittings.

LENGTH	COLLAPSED LENGTH	WEIGHT
46.5"	28.5"	3.5 lbs

© 2005 Trimcraft Aviation



DELUXE TOW BARS



10-016 1-1/8" AXLE

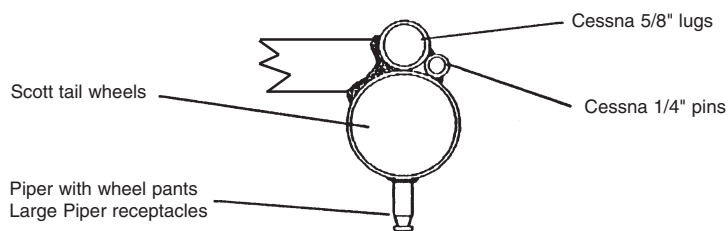
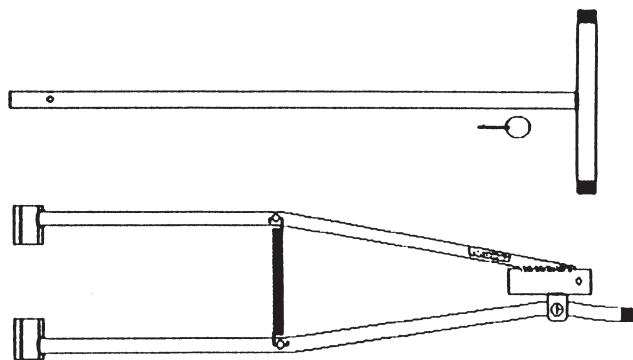
A Tow Bar designed for all aircraft with 1-1/8" axle attach cups. Extra length and Heavy-Duty construction make this the perfect choice for heavy singles and light twins. Popular for the Cessna Skymaster and Piper Seneca.

LENGTH	COLLAPSED LENGTH	WEIGHT
56"	33"	5.2 lbs

10-017 COMMANDER

Designed for all Rockwell 112/114. Features the same spring loaded style make popular in other models. As with most of our two piece Tow Bars, the handle locks into the lower assembly for storage, eliminating loose parts. Selected as original equipment for the new Commander 114B.

LENGTH	46.5"
COLLAPSED LENGTH	28.5"
WEIGHT	3.5 lbs



END FITTING - SIDE VIEW

10-019 UNIVERSAL


Designed for the FBO, this hand held model will replace many of the Tow Bars you may have lining your hanger walls! Compare the capabilities of this Tow Bar with other so-called "Universals". Oversized tubing provides the durability to stand up to daily FBO use.

LENGTH	COLLAPSED LENGTH	WEIGHT
57"	34"	5.5 lbs

© 2005 Trimcraft Aviation



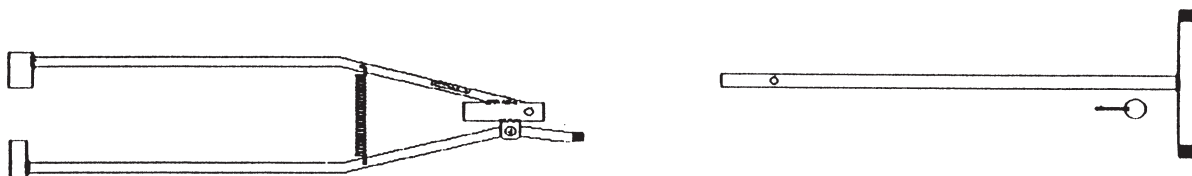
DELUXE TOW BARS



10-018 DELUXE MOONEY

The deluxe Mooney is a longer, two piece version of our standard model. Features an additional hole drilled in the upper handle for retaining the pull-pin when the tow Bar is stowed. Our most economical deluxe model, the 10-018 provides ample length for towing, then collapses to become the most compact Mooney Tow Bar available.

LENGTH	COLLAPSED LENGTH	WEIGHT
41"	27"	3.5 lbs



10-022 RV

This model was designed and built for local RV-4 builders needing a compact, convenient Tow Bar. Utilizing our famous spring loaded design, this Tow Bar is constructed with the weight conscious home builder in mind. Work's great with any similar tail wheel without fairing.

LENGTH	COLLAPSED LENGTH	WEIGHT
43"	26"	2.8 lbs

© 2005 Trimcraft Aviation