



STAINLESS SCREWS COTTER PINS, WASHERS & NUTS

Standard Packages
100 & 1000 Pieces

PINS, COTTER



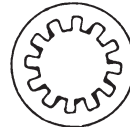
AN381 STYLE IN STAINLESS

- | | |
|--------------------|--------------------|
| -2-2, 1/16 x 1/2 | -3-8, 3/32 x 2 |
| -2-4, 1/16 x 1 | -4-8, 1/8 x 2 |
| -3-4, 3/32 x 1 | -4-10, 1/8 x 2 1/2 |
| -3-6, 3/32 x 1 1/2 | |

TOOTH LOCK WASHER

AN936 STYLE - TYPE A & B

- #6 #8 #10 1/4 5/16




INTERNAL TOOTH



EXTERNAL TOOTH


MS 27039C STRUCTURAL SCREWS

- | | |
|-------|-------|
| -0806 | -0812 |
| -0807 | -1-08 |
| -0808 | -1-10 |
| -0809 | |



TINNERMAN TYPE WASHERS 100°

- #6
#8
#10



ELASTIC STOP NUT (AN365C TYPE)

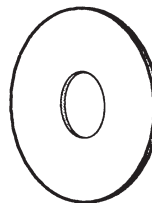
- #632
#832
#1032
#428



WIDE AREA WASHERS

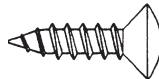
25 per pack

- 970-3 pk
970-4 pk



PHILLIPS OVAL "A" & RAISED FINISHING WASHERS

- 4 x 1/2 POA
4 x 3/4 POA
6 x 1/2 POA
6 x 3/4 POA
#4 CUP WASHER
#6 CUP WASHER
#8 CUP WASHER



100 DEGREE COUNTERSUNK SHEET METAL, FLAT HD. PHILLIPS

- #6 X 1/2 PFB 100°
#8 X 1/2 PFB 100°
#8 X 5/8 PFB 100°
#8 X 3/4 PFB 100°



© 2005 Trimcraft Aviation